

- (2) **Component intended to be incorporate into equipment or protective system intended for use in explosive atmospheres  
Directive 94/9/EC**

## (1) **EC-TYPE EXAMINATION CERTIFICATE**

- (3) Number of the EC type examination certificate: **INERIS 02ATEX9007U**

- (4) Component:

**SWITCH TYPE ZBWE-...**

(The points are replaced by numbers and letters corresponding to manufacturing variation)

- (5) Manufacturer: **TECHNOR ATEX**

- (6) Address: **ZA Les Montagnes  
F - 16430 CHAMPNIERS**

- (7) This component and any other acceptable alternative of this one are described in the appendix of this certificate and the descriptive documents quoted in this appendix.

- (8) The INERIS, notified body and identified under number 0080, in accordance with article 9 of Council Directive 94/9/EC 23<sup>rd</sup> March 1994, certifies that this component fulfils the Essential of Health and Safety Requirements relating to the design and construction of equipment and protection systems intended for use in potentially explosive atmospheres, described in appendix II of the Directive.

The examinations and the tests are consigned in official report No P43158/02.

- (9) The respect of the Essential Health and Safety Requirements is ensured by:


- conformity with:

EN 50 014	of June	1997 + A1 and A2
EN 50 018	of November	2000
EN 50 019	of July	2000
EN 50 281-1-1	of September	1998 + A1

- specific solutions adopted by the manufacturer to meet the Essential Health and Safety Requirements described in the descriptive documents.

- (10) Sign U, when it is placed following the Number of the EC type examination certificate, indicates this one should not be wrongly considered as an EC type examination certificate delivered for equipment or protective system. This partial certification may be used as a basis for the certification of equipment or protective system.

- (11) This EC type examination certificate refers only to the design and the construction of the component specified. Further requirements of the Directive apply to the manufacturing process and supply of this component. These are not covered by this certificate.
- (12) The marking of the component will have to contain:

 II 2 GD


EEx ed IIC

Verneuil-en-Halatte, 2002 12 31




X. LEFEBVRE

Engineer at the Laboratory of Certification of  
ATEX Equipment



Director of the Certifying Body,  
By delegation  
B. PIQUETTE  
Deputy manager of Certification



(13)

## ANNEX

(14)

EC TYPE EXAMINATION CERTIFICATE N°INERIS 02ATEX9007U

(15) DESCRIPTION OF COMPONENT

The enclosure, made in polyester or polyamide, is intended to contain a switch.

### PARAMETERS RELATING TO THE SAFETY

Maximum supply voltage : 415 V


Maximum intensity : 6 A

Maximum dissipated power: 1 W

Thermal stability of the microswitch : 80°C.

### MARKING

Marking must be readable and indelible; it must comprise the following indications:

- TECHNOR ATEX  
F - 16430 CHAMPNIERS
- ZBWE-...(\*)
- INERIS 02ATEX9007U
-  II 2 GD                    EEx ed IIC
- Nominal voltage and current

(\*) The points are replaced by numbers and letters corresponding to the manufacturing variation.

The whole of marking can be carried out in the language of the country of use.

The component must also carry the marking normally envisaged by the standards of construction which relate to it.

### ROUTINE EXAMINATIONS AND TESTS

According to 16.2 of standard EN 50 018, the apparatus is exempted of routine test due to the fact that the volume is less than 10 cm<sup>3</sup>.

According to 7.1 of the EN 50 019, each example defined above must have successfully passed before delivery a dielectric strength test.

**(16) DESCRIPTIVE DOCUMENTS**

The report is composed of the documents quoted hereafter, constituting the descriptive file of the apparatus, object of this certificate.

- Technical file TN066A04 rév.01 dated on 2002.11.05 and signed on 2002.12.26

. This file includes 4 items (11 pages).

**(17) SPECIAL CONDITIONS FOR SAFE USE**

The switch must be integrated into an enclosure protected by a protection mode compatible with the considered utilisation.

**(18) ESSENTIAL REQUIREMENTS OF SAFETY AND HEALTH**

The respect of the Essential Health and Safety Requirements is ensured by:

- conformity to the European standards EN 50 014, EN 50 018, EN 50 019 and EN 50281-1-1.
- the whole of the provisions adopted by the manufacturer and described in the descriptive documents.



- (2) **Component intended to be incorporate into equipment or protective system intended for use in explosive atmospheres  
Directive 94/9/EC**

(1) **EC-TYPE EXAMINATION CERTIFICATE**

- (3) Number of the EC type examination certificate: **INERIS 04ATEX9003U**

- (4) Component:

**LIGHTING ELEMENTS TYPE ZBWV or ZBWL or XLW4 or XLW5**

- (5) Manufacturer: **TECHNOR ATEX**

- (6) Address: **ZA Les Montagnes  
F - 16430 CHAMPNIERS**

- (7) This component and any other acceptable alternative of this one are described in the appendix of this certificate and the descriptive documents quoted in this appendix.

- (8) The INERIS, notified body and identified under number 0080, in accordance with article 9 of Council Directive 94/9/EC 23<sup>rd</sup> March 1994, certifies that this component fulfils the Essential of Health and Safety Requirements relating to the design and construction of equipment and protection systems intended for use in potentially explosive atmospheres, described in appendix II of the Directive.

The examinations and the tests are consigned in official report No P63290/04.

- (9) The respect of the Essential Health and Safety Requirements is ensured by:


- conformity with:

EN 50 014	of June	1997 + A1 and A2
EN 50 019	of July	2000
EN 50 028	of February	1987
EN 50 281-1-1	of September	1998 + A1

- specific solutions adopted by the manufacturer to meet the Essential Health and Safety Requirements described in the descriptive documents.

- (10) Sign U, when it is placed following the Number of the EC type examination certificate, indicates this one should not be wrongly considered as an EC type examination certificate delivered for equipment or protective system. This partial certification may be used as a basis for the certification of equipment or protective system.

- (11) This EC type examination certificate refers only to the design and the construction of the component specified. Further requirements of the Directive apply to the manufacturing process and supply of this component. These are not covered by this certificate.
- (12) The marking of the component will have to contain:

 **II 2 GD**


**EEx em II ou EEx em II IP66**

Verneuil-en-Halatte, 2004 12 03



**X. LEFEBVRE**

Engineer at the Laboratory of Certification of  
ATEX Equipment



Director of the Certifying Body,  
By delegation  
**B. PIQUETTE**  
Deputy manager of Certification



(13)

## ANNEX

(14)

EC TYPE EXAMINATION CERTIFICATE N°INERIS 04ATEX9003U

(15) DESCRIPTION OF COMPONENT

lighting element intended to be used on pressurized or increased safety enclosures.

Possibility to associate signalisation units types ZB4 or ZB5 defined in the descriptive documents of manufacturers.

### PARAMETERS RELATING TO THE SAFETY



Supply voltage rate : from 24 to 415V AC/DC

Maximum intensity : 6 mA

Thermal stability : 65°C.

### MARKING

Marking must be readable and indelible; it must comprise the following indications:

- TECHNOR ATEX  
F - 16430 CHAMPNIERS
- ZBWV ou ZBWL(\*)
- INERIS 04ATEX9003U
-  II 2 GD EEx em II
- or
- XLW4B ou XLW5A (\*)
- INERIS 04ATEX9003U
-  II 2 GD EEx em II IP66
- Nominal voltage and current

(\*) The points are replaced by numbers and/or letters corresponding to the manufacturing variation.

The whole of marking can be carried out in the language of the country of use.

The component must also carry the marking normally envisaged by the standards of construction which relate to it.

**ROUTINE EXAMINATIONS AND TESTS**

Each example defined above must have successfully passed before delivery :

- In accordance with 7.1 of the EN 50 019, a dielectric strength test,
- In accordance with 7.1 of the EN 50 028, a visual examination of the encapsulation,
- In accordance with 7.3 of standard EN 50 028, a verification of its electrical characteristics.

**(16) DESCRIPTIVE DOCUMENTS**

The report is composed of the documents quoted hereafter, constituting the descriptive file of the apparatus, object of this certificate.

Technical file TN068A04 rev.01 dated on 2004.09.01  
and signed on 2004.10.01

This file includes 6 items.

**(17) SPECIAL CONDITIONS FOR SAFE USE**

The ZBW. element must be integrated into an enclosure protected by a protection mode compatible with the considered use and in particular ensuring its mechanical protection.

The ZBW. element, alone or associated, will have to be protected against short-circuits corresponding to its nominal current and located upstream, out of hazardous area.

**(18) ESSENTIAL REQUIREMENTS OF SAFETY AND HEALTH**

The respect of the Essential Health and Safety Requirements is ensured by:

- conformity to the European standards EN 50 014, EN 50 028, EN 50 019 and EN 50281-1-1.
- the whole of the provisions adopted by the manufacturer and described in the descriptive documents.